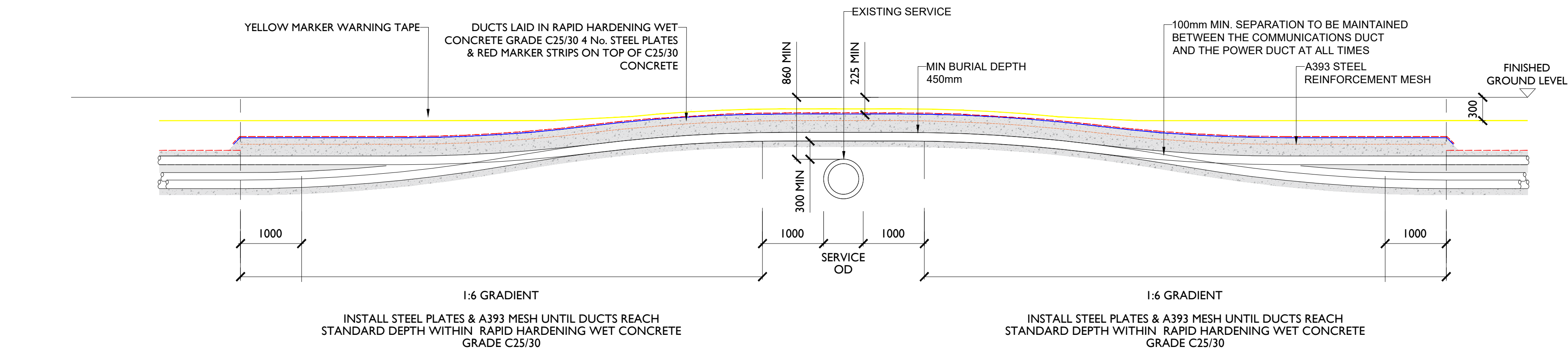
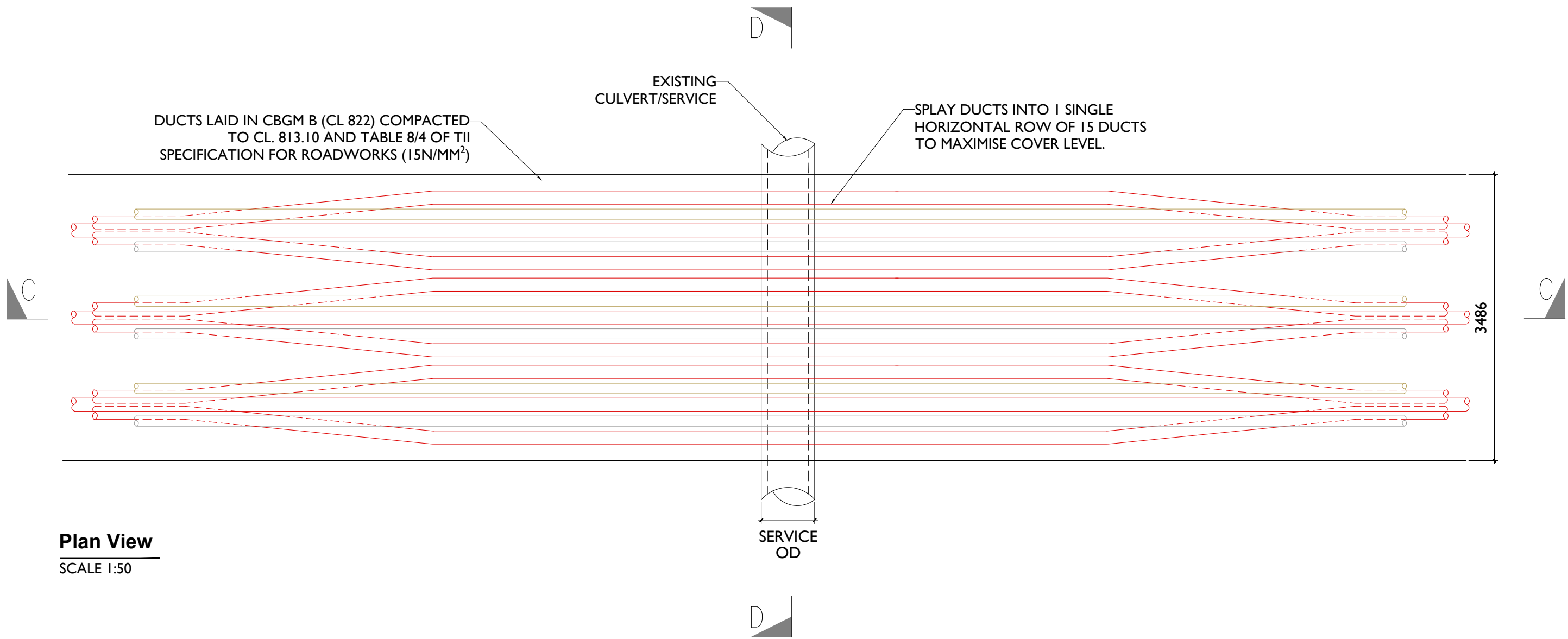


ISO A1 594mm x 841mm

Project Management Initials: Designer: POS Checked: DB Approved: RG

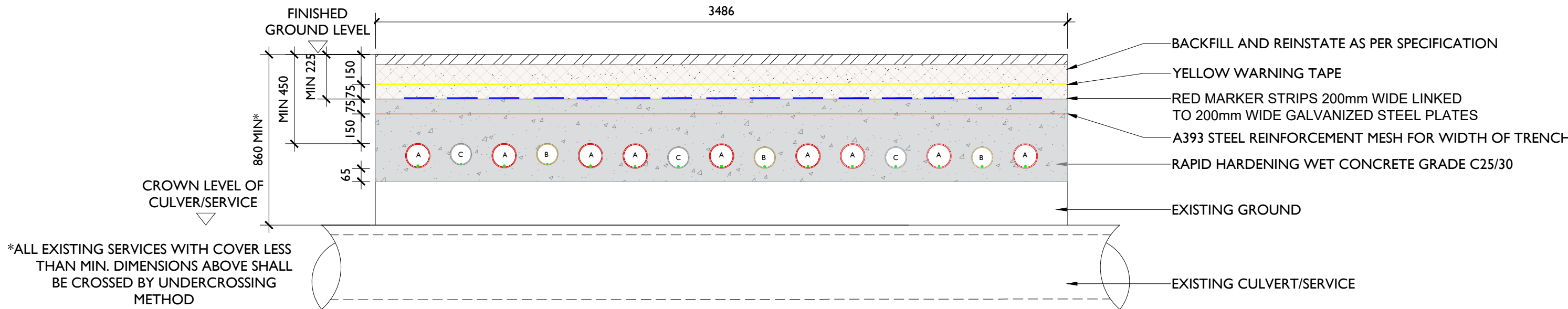


Section A-A
SCALE 1:50



Plan View
SCALE 1:50

- NOTES:
1. THIS DRAWING IS TO BE USED ONLY FOR THE PURPOSE OF ISSUE AND IS SUBJECT TO AMENDMENT.
 2. THIS DRAWING IS TO BE READ IN CONJUNCTION WITH ALL OTHER RELEVANT INFORMATION AND DOCUMENTATION.
 3. DO NOT SCALE FROM THIS DRAWING. USE ONLY PRINTED DIMENSIONS.
 4. ALL DIMENSIONS ARE IN MILLIMETRES. ALL CHAINAGES, LEVELS AND COORDINATES ARE IN METRES UNLESS DEFINED OTHERWISE.
 5. NO EXCAVATION SHALL COMMENCE UNTIL THE CONTRACTOR HAS CONSULTED UP TO DATE SERVICES DRAWINGS AND CARRIED OUT AN ELECTROMAGNETIC LOCATOR (EML) SCAN.
 6. HAND DIG ONLY WITHIN 500mm OF EXISTING SERVICES.
 7. IF COMPACTING CBGM B COULD CAUSE DAMAGE TO THE CULVERT / SERVICE BELOW, USE RAPID HARDENING CEMENT GRADE C25 / 30 FOLLOWING ENGINEERS PRIOR APPROVAL.
 8. FOR STANDARD TRENCH CROSS SECTION DRAWINGS SEE 051021-DR-301, 051021-DR-302 & 051021-DR-303
 9. WHERE DEPTHS EXCEED 3000mm TO THE TOP OF THE DUCT THE CONTRACTOR SHALL CONSULT THE CABLE SYSTEM DESIGN ENGINEER
 10. BACKFILL AS PER GUIDELINES FOR THE OPENING, BACKFILLING AND REINSTATEMENT OF OPENINGS IN THE PUBLIC ROADS.
 11. THE PROPOSED DESIGN IS SUBJECT TO ESB APPROVAL AND SHOULD NOT BE USED FOR CONSTRUCTION
 12. ESB'S PREFERENCE IS TO CROSS UNDER ALL SERVICES WHERE IT IS NOT POSSIBLE TO MAINTAIN STANDARD COVER WHEN CROSSING OVER THE SERVICE
 13. THE CONTRACTOR IS RESPONSIBLE FOR THE DESIGN AND CONSTRUCTION OF ALL TEMPORARY WORKS REQUIRED. THE CONTRACTOR WILL APPOINT AN APPROVED TEMPORARY WORKS DESIGNER AND SUBMIT PROPOSED TEMPORARY WORKS DESIGNS TO THE PSDP.



*ALL EXISTING SERVICES WITH COVER LESS THAN MIN. DIMENSIONS ABOVE SHALL BE CROSSED BY UNDERCROSSING METHOD

A = 125mm: Outer Diameter Power Duct,
B = 110mm: Outer Diameter Comms Duct,
C = 110mm: Outer Diameter ECC Duct

Section B-B
SCALE 1:20



Head Office
Beenreigh,
Abbeydorney,
Tralee, Co. Kerry
Ireland
Tel: 00353 66 7135710

Regional Office
Basepoint Business Centre
Stroudley Road, Basingstoke,
Hampshire,
RG24 8UP, UK
Tel: 00 44 1256406664

PROJECT

Shancloon 110kV Substation

CLIENT

RWE

CONSULTANTS

NOTES: -

- See notes in drawing window

LEGEND: -

- 125mm Ø HDPE POWER DUCT WITH 12mm DIAMETER PULL ROPE
- 110mm Ø HDPE COMMS DUCT WITH 12mm DIAMETER PULL ROPE
- 110mm Ø HDPE EARTH DUCT WITH 12mm DIAMETER PULL ROPE
- RED MARKER STRIP WITH STEEL PLATES
- YELLOW MARKER WARNING TAPE
- EXISTING SERVICES MARKER TAPE

ISSUE/REVISION

P00	09.07.25	Issued for Planning
N1	20.05.24	Issued for Information
I/R	DATE	DESCRIPTION

PROJECT NUMBER

05-1021

SHEET TITLE

Typical Single Circuit Service/Culvert Under Crossing Detail

SHEET NUMBER

051021-DR-312